



# 2008-2009 GMT Quarterly Report for District (or Undistricted) **District B 5**



GMT: **PEDRO A BOTELLO ORTIZ**

Location: **MEXICO**

GMT CA: **3**

## CLUBS

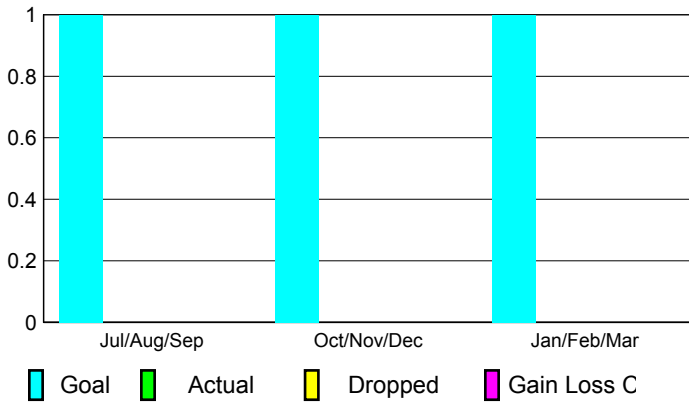
### Club Results 2008-2009

### Clubs 2007-2008

| Month         | New Club Goal | Actual New Clubs | Actual Dropped Clubs | Gain/Loss of Clubs | Gain/Loss of Clubs |
|---------------|---------------|------------------|----------------------|--------------------|--------------------|
| Jul/Aug/Sep   | 1             | 0                | 0                    | 0                  | 0                  |
| Oct/Nov/Dec   | 1             | 0                | 0                    | 0                  | -1                 |
| Jan/Feb/Mar   | 1             | 0                | 0                    | 0                  | 1                  |
| <b>Totals</b> | <b>3</b>      | <b>0</b>         | <b>0</b>             | <b>0</b>           | <b>0</b>           |

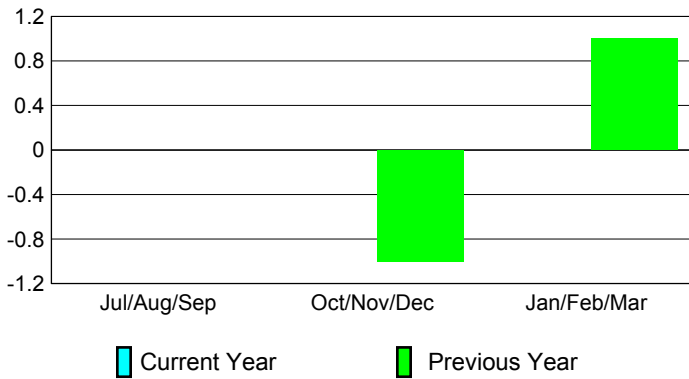
### Club Results 2008-2009

Goal, New, Dropped, Gain/Loss



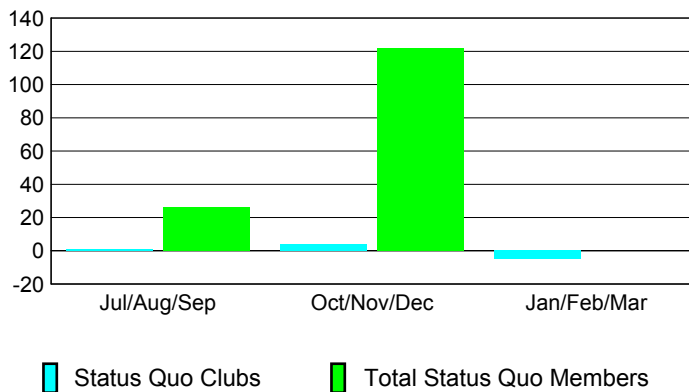
### Comparison of Club Gain/Loss

Current Year Compared to the Previous Year



### YTD Status Quo Clubs 2008-2009

Status Quo Clubs Compared to Status Quo Members



## MEMBERSHIP

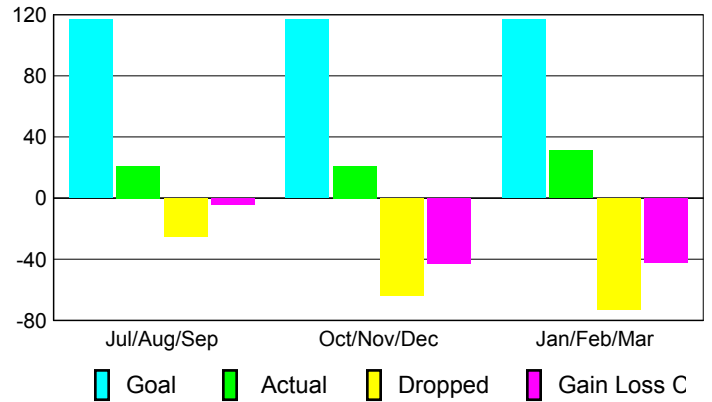
### Membership Results 2008-2009

### Membership 2007-2008

| Month         | Net Memb Goal | Actual New Memb | Actual Dropped Memb | Gain/Loss of Memb | Gain/Loss of Memb |
|---------------|---------------|-----------------|---------------------|-------------------|-------------------|
| Jul/Aug/Sep   | 117           | 21              | -25                 | -4                | 25                |
| Oct/Nov/Dec   | 117           | 21              | -64                 | -43               | -12               |
| Jan/Feb/Mar   | 117           | 31              | -73                 | -42               | 11                |
| <b>Totals</b> | <b>351</b>    | <b>73</b>       | <b>-162</b>         | <b>-89</b>        | <b>24</b>         |

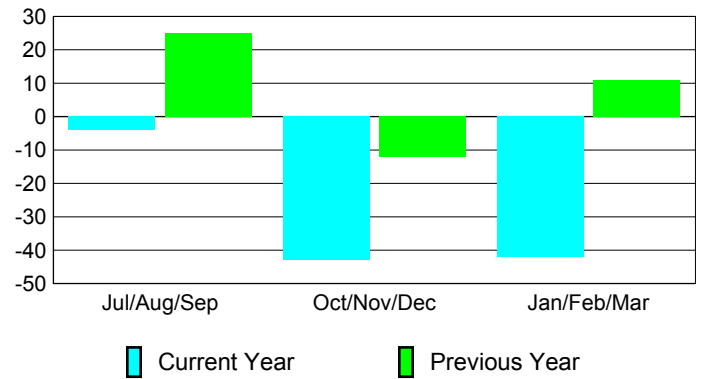
### Membership Results 2008-2009

Goal, New, Dropped, Gain/Loss



### Comparison of Membership Gain/Loss

Current Year Compared to the Previous Year



### Gender Comparison 2008-2009

